

#### COMPANY SURGEONS

Dr. Roscoe C. Webb, Chief Surg., Home phone Colfax 4101,  
1849 Medical Arts Building, 9th St. and Nicollet Ave.,  
Minneapolis, Minn.  
Dr. H. M. N. Wynne, Asst. Chief Surg., Minneapolis, Minn.  
Dr. H. E. Wheeler, Asst. Chief Surg., Spokane, Wash.  
Dr. D. S. MacKenzie, Division Surgeon, Havre, Mont.  
Dr. L. Forster, Ophthalmic Surgeon, Havre, Mont.  
Dr. A. T. Munro, Ophthalmic Surgeon, Kalispell, Mont.  
Dr. W. W. Taylor, Division Surgeon, Whitefish, Mont.

#### LOCAL SURGEONS.

Dr. Chas. Houtz ..... Havre.  
Dr. Robert A. Benke ..... Chester.  
Dr. M. D. Ridle—Dr. W. C. Robinson ..... Shelby.  
Dr. P. O. Neraal—Dr. S. D. Whetstone ..... Cut Bank.  
Dr. H. F. Schrader ..... Browning.  
Dr. W. L. Kell ..... Columbia Falls.  
Dr. W. Q. Conway ..... Kalispell.  
Dr. T. B. Moore ..... Kalispell.  
Dr. E. P. Cockrell ..... Kalispell.  
Dr. A. T. Lees ..... Whitefish.  
Dr. Chester A. Clark ..... Eureka.  
Dr. Chas. T. Martin—Dr. James M. Cairns ..... Libby.  
Dr. R. M. Howell ..... Bonners Ferry.  
Dr. William F. Tyler ..... Sand Point.  
Dr. Leslie J. Stauffer ..... Priest River.  
Dr. J. Farrow ..... Hillyard.

C. E. EMERSON, Chief Dispatcher.  
L. E. COOPER, Trainmaster.  
H. J. NICHOLS, Trainmaster.  
C. AMSBAUGH, Trainmaster.  
J. E. O'BRIEN, Trainmaster.



# KALISPELL DIVISION TIME TABLE 48

EFFECTIVE 12.01 A. M.  
MOUNTAIN TIME  
AND  
PACIFIC TIME

**Saturday, June 20, 1942.**

Be positive you have with you while on duty, current time table and special instructions relating thereto.

**MOUNTAIN TIME GOVERNS FIRST, SECOND,  
THIRD AND FIFTH SUBDIVISIONS.**

**PACIFIC TIME GOVERNS FOURTH AND  
SIXTH SUBDIVISIONS.**

J. M. BUDD, Superintendent.  
T. F. DIXON, General Manager.  
J. B. SMITH, General Superintendent Transportation.

2 WESTWARD

FIRST SUBDIVISION

Station Numbers	Car Capacity		THIRD CLASS		FIRST CLASS				Distances from Havre	Time Table No. 48		Telegraph Calls
	Sidings	Other Tracks	681	657	43	41	1	27		Effective June 20, 1942		
			Daily Ex. Sunday	Mon., Wed. Fri.	Daily	Daily Ex. Sunday	Daily	Daily		Mountain Time		
Yard	2011		L 6.00Am				L 8.10Am	L 3.30Am	Double Track	HAVRE	HX	
<b>TRAINS BETWEEN PACIFIC JCT. AND HAVRE BE GOVERNED BY BUTTE DIVISION TIME TABLE.</b>												
961		29	L 6.15Am				L 8.17Am	L 3.38Am	4.03	Double Track	PACIFIC JUNCTION	
967	128	6	6.40				8.24	3.47	9.97		BURNHAM	
971	61	14	6.55				8.30	3.54	14.62		FRESNO	
976	128	44	7.10				8.36	4.02	19.86		KREMLIN	KN
982	60	7	7.27				8.44	4.12	25.31		XENIA	
986	E89 W60	38	7.41				8.49	4.19	29.47		GILDFORD	GR
992	61 E58	30	8.01				8.57	4.29	35.40		HINGHAM	HG
998	W60	35	8.16				9.05	4.39	41.87		RUDYARD	RU
1004	89	29	8.34				9.13	4.49	47.61		INVERNESS	RN
1008		32	8.54				9.18	4.55	51.45		JOPLIN	JO
1013	E99 W125		9.01				9.22	4.59	54.42		BUELOW	
1018	E89 W60	66	9.20 10.05				9.32	5.11	61.52		CHESTER	CH
1024	61	14	10.25				9.40	5.20	67.06		TIBER	
1031	89	20	10.55				9.50	5.32	74.59		LOTHAIR	AR
1037	60	39	11.20				9.58	5.42	80.88		GALATA	GA
1043	141 E89	24	11.45				10.06	5.52	86.60		DEVON	CD
1052	W60 E189	10	12.30Pm				10.17	6.06	95.24		DUNKIRK	
1061	W241	407	L 8.30Am A 12.45 L 2.00		L 10.20Am	L 10.40Am	10.35	6.30	104.67		SHELBY	SJ
1068			A 8.40Am		10.22	A 10.43Am	10.38	6.33	106.16		SWEET GRASS LINE JCT.	
1074	W122	31	2.35		10.38		10.55	6.52	117.70		ETHRIDGE	DG
1082			2.55		10.48		11.06	7.05	125.46	DOUBLE TRACK	BALTIC	
1087	180	186	3.40		10.55		11.13	7.15	128.95		CUT BANK	CT
1093		8	4.05		11.04		11.22	7.25	134.97		GUNSIGHT	
1095		30	4.15		11.08		11.27	7.31	138.55		SUNDANCE	
1100	W59	7	4.25		11.15		11.34	7.39	143.79		FORT PEGAN	
1106		9	4.35		11.22		11.41	7.47	149.22		MERIWETHER	
1112	Yard	680	A 4.50Pm		A 11.30Am		A 11.50Am	A 7.56Am	155.19		BLACKFOOT	BF
			.10 9.6	10.50 14.32		1.10 43.30	.03 29.80	3.33 42.70	4.18 35.15		Time Over Subdivision Average Speed Per Hour	

Westward trains are superior to eastward trains of the same class.

Conditional stops—

No. 1 at any station between Havre and Cut Bank to discharge revenue passengers from Williston and points East.

MOUNTAIN TIME GOVERNS FIRST, SECOND, THIRD AND FIFTH SUBDIVISIONS.  
PACIFIC TIME GOVERNS FOURTH AND SIXTH SUBDIVISIONS.

**FIRST SUBDIVISION**

**EASTWARD 3**

Time Table No. 48 Effective June 20, 1942 Mountain Time		Distance from Blackfoot	FIRST CLASS				SECOND CLASS				THIRD CLASS		SIGNS
			28	40	2	42	460	472	428	446	658	682	
			Daily	Daily Ex. Sunday	Daily	Daily	Daily	Daily	Daily	Daily	Tue., Thur. and Sat.	Daily Ex. Sunday	
Double Track	HAVRE	155.19	A 5.35Am		A 11.15Pm		A 7.10Am	A 12.25Pm	A 5.30Pm	A 1.00Am	A 4.15Pm		BPRKD NWCOX
<b>TRAINS BETWEEN PACIFIC JCT. AND HAVRE BE GOVERNED BY BUTTE DIVISION TIME TABLE.</b>													
Double Track	PACIFIC JUNCTION	4.03	A 5.27Am		A 11.08Pm		A 6.55Am	A 12.10Pm	A 5.15Pm	A 12.45Am	A 3.55Pm		JIPY
	BURNHAM	5.94	f 5.16		10.59		6.40	11.57	5.01	12.31	3.35		P
	FRESNO	4.65	f 5.07		10.53		6.25	11.47	4.50	12.20	3.15		P
	KREMLIN	4.74	f 4.58		10.47		6.15	11.38	4.40	12.10Am	3.00		DP
	XENIA	5.95	f 4.47		10.39		6.02	11.25	4.25	11.55	2.35		P
	GILDFORD	4.18	f 4.40		10.33		5.50	11.15	4.15	11.45	2.20		DNPW
	HINGHAM	5.93	f 4.29		10.25		5.38	11.03	3.59	11.30	1.55		DP
	RUDYARD	5.97	f 4.16		10.17		5.25	10.51	3.45	11.15	1.30		DP
	INVERNESS	8.24	f 4.06		10.09		5.12	10.39	3.30	11.05	1.10		DP
	JOPLIN	3.84	f 3.59		10.04		5.05	10.32	3.23	10.58	12.50		DP
	BUELOW	2.97	f 3.54		10.00		4.59	10.25	3.15	10.50	12.35		P
	CHESTER	7.10	s 3.42		f 9.50		4.20	10.05	2.55	10.30	12.10Pm		DNPW
	TIBER	5.64	f 3.33		9.43		4.05	9.40	2.40	10.15	11.37		P
	LOTHAIR	7.63	f 3.22		9.33		3.50	9.20	2.25	10.00	11.22		DP
	GALATA	5.99	f 3.11		9.24		3.30	9.00	1.59	9.35	11.00		DP
	DEVON	6.02	f 3.01		9.15		3.15	8.45	1.45	9.15	10.06		DNPW
	DUNKIRK	8.74	f 2.47		9.03		2.58	8.29	1.25	8.40	9.30		P
	SHELBY	9.33	s 2.33	A 8.20Pm	s 8.50	A 8.45Pm	2.33	8.05	1.01	8.15	9.00	A 12.10Pm	BRKDNP WOIYXJ
	SWEET GRASS LINE JCT.	1.49	2.23	L 8.15Pm	8.37	8.42	2.05	7.57	12.50	8.10	8.20	L 12.01Pm	PXJ
	ETHRIDGE	11.54	f 2.07		8.22	8.27	1.40	7.33	12.30	7.45	7.55		DP
	BALTIC	7.76	f 1.56		8.12	8.17	1.25	7.16	12.16	7.25	7.35		P
	CUT BANK	3.49	s 1.49		s 8.06	s 8.12	1.10	7.00	12.01Pm	7.10	7.25		DNWIP
	GUNSIGHT	6.02	f 1.37		7.55	8.02	12.55	6.48	11.46	6.55	7.10		
	SUNDANCE	8.58	f 1.32		7.50	7.58	12.45	6.40	11.39	6.45	7.00		P
	FORT PIEGAN	5.24	f 1.24		7.42	7.51	12.30	6.28	11.26	6.30	6.45		P
	MERIWETHER	5.43	f 1.16		7.35	7.44	12.15	6.15	11.13	6.15	6.30		P
	BLACKFOOT	5.97	L 1.07Am		L 7.27Pm	L 7.37Pm	L 12.01Am	L 6.00Am	L 11.00Am	L 6.00Pm	L 6.15Am		BRKDNP WOYIX
Time Over Subdivision			4.20		3.41	1.08	6.83	6.10	6.15	6.45	9.40		
Average Speed Per Hour			34.91		19.2	41.41	44.68	28.6	24.51	23.	22.39	15.6	0.11 9.6

**Westward trains are superior to eastward trains of the same class.**

Conditional stops—

No. 2 at any station between Cutbank and Havre to pick up revenue passengers destined Williston or points east.

**MOUNTAIN TIME GOVERNS FIRST, SECOND, THIRD AND FIFTH SUBDIVISIONS.  
PACIFIC TIME GOVERNS FOURTH AND SIXTH SUBDIVISIONS.**

## 4 WESTWARD

## SECOND SUBDIVISION

Station Numbers	Car Capacity		THIRD CLASS				FIRST CLASS				Distance from Blackfoot	Time Table No. 48		Telegraph Calls
	Sidings	Other Tracks	683				43 1 27					Effective June 20, 1942		
			Tue., Thur., Sat.				Daily Daily Daily					Mountain Time		
													STATIONS	
1112	Yard	630			L 5.45Am			L 11.30Am	L 11.50Am	L 7.56Am			BLACKFOOT	BF
1120	E 124 W 104	60			6.40			11.42	12.05Pm	s 8.11	7.29		BROWNING	BG
1125	93	14			7.15			11.52	12.15	f 8.21	12.47		TRIPLE DIVIDE	
1130	E 180 W 59	6			7.30			11.59	12.23	f 8.28	16.17		SPOTTED ROBE	
1133	E 60 W 60	126			7.55			A 12.10Pm	12.35	f 8.40	20.75		GLACIER PARK	MD
1136	112	10			8.05				12.41	f 8.45	23.45		BISON	
1141	E 129 W 112	10			8.20				12.48	f 8.51	26.67		RISING WOLF	
1147	E 180 W 180	31			9.02				12.59	f 9.02	32.83		SUMMIT	SM
1153	E 60	9			9.25				1.11	f 9.14	39.83		BLACKTAIL	FD
1157		18			9.45				1.17	f 9.20	42.71		SINGLESHOT	
1161	E 61 E 98 W 186	18			10.00				1.25	f 9.28	47.12		NIMROD	
1165		222			10.20				1.32	s 9.36	51.03		WALTON	8X
1171	60	13			10.40				1.42	f 9.46	56.09		PINNACLE	
1175		14			11.00				1.50	f 9.54	61.62		HIDDEN LAKE	
1181	E 70 W 99	14			11.32				1.59	f 10.04	66.92		RED EAGLE	NY
1192	113	96			12.17Pm				2.20	f 10.23	77.82		BELTON	BE
1195	E 59 W 60	26			12.35				2.26	f 10.29	80.92		GRIZZLY	
1200	E 60 W 60	15			12.45				2.36	f 10.39	86.20		CITADEL	
1207	111	265			1.15				s 2.50	s 10.59	93.42		COLUMBIA FALLS	CF
1210		46			1.25				2.55	f 11.05	96.36		HALF MOON	
1215	Yard	1058			A 1.40Pm				A 3.05Pm	A 11.15Am	101.06		WHITEFISH	WF
					7.55 12.8			.40 31.12	3.15 31.9	3.19 80.49			Time Over Subdivision Average Speed Per Hour	

Westward trains are superior to eastward trains of the same class.

Conditional stops—

No. 1 Browning to discharge revenue passengers from points south of Shelby.

MOUNTAIN TIME GOVERNS FIRST, SECOND, THIRD AND FIFTH SUBDIVISIONS.  
PACIFIC TIME GOVERNS FOURTH AND SIXTH SUBDIVISIONS.

SECOND SUBDIVISION

EASTWARD 5

Time Table No. 48

Effective June 20, 1942  
Mountain Time

FIRST CLASS

SECOND CLASS

THIRD CLASS

2 28 42

428 446 460 472

684

SIGNS

STATIONS

Distance from  
Whitefish

Daily Daily Daily

Daily Daily Daily Daily

Mon., Wed.  
Fri.

STATIONS	Distance from Whitefish	FIRST CLASS			SECOND CLASS				THIRD CLASS		SIGNS
		2	28	42	428	446	460	472	684	Mon., Wed. Fri.	
BLACKFOOT 7.29	101.06	A 7.27Pm	A 1.07Am	A 7.37Pm	A 10.45Am	A 5.45Pm	A 11.45Pm	A 5.45Am		A 2.10Pm	KRDNPW IOYXB
BROWNING 5.18	93.77	7.16	s 12.55	7.26	10.25	5.27	11.25	5.28		1.50	DNPW
TRIPLE DIVIDE 3.70	88.59	7.08	f 12.45	7.18	10.10	5.12	11.10	5.14		1.30	P
SPOTTED ROBE 4.58	84.89	7.02	f 12.38	7.12	9.57	5.05	11.03	5.05		1.15	P DNPW
GLACIER PARK	80.31	6.53	f 12.29	L 7.05Pm	9.37	4.50	10.50	4.50		1.00	YX
BISON 2.70	77.61	6.45	f 12.21		9.30	4.43	10.43	4.42		12.41	P
RISING WOLF 3.12	74.49	6.40	f 12.15		9.20	4.33	10.33	4.32		12.20Pm	P DNPW
SUMMIT 6.26	68.23	6.28	f 12.03Am		9.02	4.15	10.15	4.15		11.50	IYX
BLACKTAIL 6.80	61.43	6.06	f 11.46		8.15	3.30	9.32	3.32		11.10	PW
SINGLESHOT 3.08	58.35	5.57	f 11.39		8.00	3.05	9.12	3.12		10.50	P
NIMROD 4.41	58.94	5.45	f 11.29		7.37	2.40	8.45	2.40		10.30	IP KDNPW
WALTON 3.91	50.03	5.35	f 11.21		7.20	2.20	8.20	2.20		10.10	BOYX
PINNACLE 5.68	44.37	5.24	f 11.07		6.45	1.45	7.45	1.50		9.40	P
HIDDEN LAKE 4.83	39.54	5.15	f 10.59		6.20	1.18	7.20	1.20		9.10	P
RED EAGLE 5.40	34.14	5.05	f 10.50		5.50	12.50	6.50	12.50		8.40	DNIYPW
BELTON 10.90	23.24	4.45	f 10.30		5.15	12.17	6.15	12.15		8.00	DNP
GRIZZLY 8.10	20.14	4.39	f 10.22		5.03	12.10Pm	6.05	12.05Am		7.35	P
CITADEL 5.23	14.86	4.29	f 10.13		4.45	11.55	5.50	11.50		7.15	PW
COLUMBIA FALLS 7.22	7.64	s 4.15	s 10.00		4.25	11.30	5.30	11.27		6.45	DNJYXIP
HALF MOON 2.94	4.70	4.08	f 9.43		4.15	11.18	5.17	11.15		6.25	P
WHITEFISH 4.70		L 4.00Pm	L 9.35Pm		L 4.00Am	L 11.00Am	L 5.00Pm	L 11.00Pm		L 6.10Am	KRDNPW BCOX
Time Over Subdivision		3.27	3.32	.32	6.45	6.45	6.45	6.45		8.00	
Average Speed Per Hour		29.29	28.60	38.91	14.97	14.97	14.97	14.97		12.6	

Westward trains are superior to eastward trains of the same class.

Conditional stops—

No. 2 on flag at stations west of Blackfoot to pick up revenue passengers for south of Shelby or east of Havre where No. 2 is scheduled to stop.

MOUNTAIN TIME GOVERNS FIRST, SECOND, THIRD AND FIFTH SUBDIVISIONS.

PACIFIC TIME GOVERNS FOURTH AND SIXTH SUBDIVISIONS.

6 WESTWARD

THIRD SUBDIVISION

Station Numbers	Car Capacity		THIRD CLASS				FIRST CLASS				Distance from Whitefish	Time Table No. 48		Telegraph Calls
	Sidelings	Other Tracks			687				1 27			Effective June 20, 1942		
					Mon., Wed. Fri.				Daily Daily			Mountain Time		
STATIONS														
1215	Yard	1058			L 4.25Am				L 3.15Pm	L 11.20Am	0.0	WHITEFISH	WF	
1220	151	0			4.40				3.37	f 11.32	6.00	6.00 VISTA		
										f 11.36	8.38	2.38 DEPEW		
1227	89	15			5.05				3.48	f 11.41	11.81	3.43 LUPFER		
1232	E70 W70	26			5.30				3.56	f 11.50	17.27	5.46 OLNEY	KY	
1238	70	17			5.50				4.05	f 11.58	23.05	5.78 RADNOR		
1245	113	84			6.20				4.16	f 12.08PM	30.11	7.06 STRYKER	SY	
1251	69	15			6.42				4.25	f 12.18	36.08	5.97 TREGO		
1256	136	16			7.00				4.32	f 12.26	40.70	4.62 FORTINE	FR	
1262	150	15			7.40				4.41	f 12.35	46.61	5.91 TOBACCO	BA	
1267	140	39			8.30				4.50	f 12.45	52.39	5.78 EUREKA	KA	
1276	E136 W87	143			9.15				5.02	f 12.59	61.26	8.87 REXFORD	RD	
1280	134	6			10.05				5.16	f 1.14	72.05	10.80 STONEHILL		
1282	147	5			10.30				5.30	f 1.28	83.21	11.15 URAL		
1287	131	4			10.45				5.38	f 1.38	88.16	4.95 VOLCOUR	VR	
1292		22			11.07					f 1.48	92.85	4.69 WARLAND		
1295	139				11.25				5.50	f 1.53	95.86	3.01 YARNELL		
1302	E65 W65	10			12.01Pm				6.01	f 2.04	103.76	7.00 JENNINGS		
1308	70	3			12.30				6.09	f 2.12	109.48	5.72 RIPLEY		
1315	258	165			1.00				f 6.19	s 2.25	116.32	6.84 LIBBY	CK	
1326		15			1.30				6.34	f 2.42	127.33	11.01 KOOTENAI FALLS		
1332	Yard	845			A 1.45Pm				A 6.45Pm	A s 2.55Pm	134.55	7.22 TROY	UX	
					9.20 14.53				3.30 38.44	3.35 37.54		Time Over Subdivision Average Speed Per Hour		

Westward trains are superior to eastward trains of the same class.

MOUNTAIN TIME GOVERNS FIRST, SECOND, THIRD AND FIFTH SUBDIVISIONS.  
PACIFIC TIME GOVERNS FOURTH AND SIXTH SUBDIVISIONS.

THIRD SUBDIVISION

EASTWARD 7

Time Table No. 48 Effective June 20, 1942 Mountain Time		Distance from Troy	FIRST CLASS			SECOND CLASS				THIRD CLASS		SIGNS
			2	28		472	428	446	460		688	
STATIONS			Daily	Daily		Daily	Daily	Daily	Daily		Tues., Thurs., Sat.	
..... WHITEFISH.....		134.55	A 3.50Pm	A 9.25Pm		A 9.50Am	A 1.55Pm	A 6.50Pm	A 4.25Am		A 2.45Pm	KRDNP BWCOX
..... VISTA.....		129.15	3.37	f 9.14		9.35	1.40	6.35	4.10		2.30	P
..... DEPEW.....		126.40		f 9.09								
..... LUPFER.....		122.74	3.29	f 9.03		9.20	1.25	6.20	3.55		2.10	P
..... OLNEY.....		117.28	3.22	f 8.54		9.10	1.15	6.10	3.45		1.15	DPW
..... RADNOR.....		111.50	3.15	f 8.44		8.59	1.01	5.59	3.35		12.45	P
..... STRYKER.....		104.44	3.06	f 8.32		8.45	12.50	5.45	3.20		12.08Pm	DPWY
..... TREGO.....		98.47	2.54	f 8.19		8.25	12.18Pm	5.25	2.59		11.35	P
..... FORTINE.....		93.85	2.45	f 8.09		8.05	11.50	5.05	2.40		11.10	DP
..... TOBACCO.....		87.94	2.35	f 7.57		7.40	11.30	4.41	2.15		10.45	NPW
..... EUREKA.....		82.16	2.26	s 7.45		7.25	11.15	4.05	1.55		10.25	DP
..... REXFORD.....		78.29	2.14	s 7.28		6.50	10.35	3.25	1.20		9.45	DNPWY
..... STONEHILL.....		62.49	1.59	f 7.10		6.20	10.05	2.55	12.50		8.50	PW
..... URAL.....		51.84	1.45	f 6.53		5.59	9.45	2.35	12.30		8.10	P
..... VOLCOUR.....		46.39	1.38	f 6.45		5.50	9.35	2.25	12.20		7.50	DNPW
..... WARLAND.....		41.70		f 6.37							7.30	P
..... YARNELL.....		38.21	1.28	f 6.32		5.35	9.20	1.53	12.05Am		7.15	P
..... JENNINGS.....		30.79	1.18	f 6.19		5.20	9.05	1.25	11.50		6.40	P
..... RIPLEY.....		25.07	1.10	f 6.09		5.05	8.50	1.15	11.35		6.15	P
..... LIBBY.....		18.23	f 1.00	s 5.52		4.50	8.35	1.00	11.20		5.45	DNPW
DOUBLE TRACK	..... KOOTENAI FALLS.....	7.22	12.45	f 5.35		4.25	8.10	12.25	10.55		5.05	PI KRDNP
	..... TROY.....		L 12.35Pm	L 5.23Pm		L 4.05Am	L 7.50Am	L 12.05Pm	L 10.35Pm		L 4.45Am	BWOX
Time Over Subdivision			3.15	4.02		5.45	6.05	6.45	5.50		10.00	
Average Speed Per Hour			41.40	33.38		23.40	22.13	19.93	23.8		13.45	

Westward trains are superior to eastward trains of the same class.

Conditional stops—

No. 2 at stations west of Whitefish to pick up revenue passengers for south of Shelby or east of Havre where No. 2 is scheduled to stop.

MOUNTAIN TIME GOVERNS FIRST, SECOND, THIRD AND FIFTH SUBDIVISIONS.  
PACIFIC TIME GOVERNS FOURTH AND SIXTH SUBDIVISIONS.

## 8 WESTWARD

## FOURTH SUBDIVISION

Station Numbers	Car Capacity		THIRD CLASS			FIRST CLASS			Distance from Troy	Time Table No. 48		Telegraph Calls
	Sidings	Other Tracks	689			1 27				Effective June 20, 1942		
			Tue., Thur., Sat.			Daily Daily				Pacific Time		
STATIONS												
1332	Yard	845	L	5.00Am	L	5.50Pm	L	2.00Pm	0.0	TROY	UX	
1340	149	30		5.25		5.59		2.11	6.68	6.88 YAKT		
1347	131	14		6.01		6.11	f	2.24	13.71	7.03 LEONIA	ON	
1353	70	6		6.25		6.22		2.36	20.64	6.93 KATKA		
1360	69	10		6.45		6.34		2.48	27.03	6.39 CROSSPORT		
1364	E119 W68	185		7.30		6.43	s	2.58	31.34	4.31 BONNER'S FERRY	BY	
1369	70	18		7.45		6.53	f	3.07	36.31	4.97 MORAVIA		
1376	119	29		8.20		7.04	f	3.19	42.72	6.41 NAPLES	NA	
1383	70	8		9.04		7.15	f	3.31	50.11	7.39 ELMIRA		
1390	90	10		9.20		7.23	f	3.42	56.93	6.82 COLBURN		
1398	W133 E95	293		9.53		7.32	s	3.55	64.78	7.85 SAND POINT	B	
								4.00	67.74	2.96 DOVER		
1407	70	18		10.15		7.43	f	4.08	73.62	5.88 WRENCOE		
1410	70	15		10.35		7.51	f	4.15	78.62	5.00 LACLEDE		
1416	71	42		10.50		7.58	f	4.22	83.34	4.72 THAMA		
1420	70	135		11.05		8.04	s	4.29	86.88	3.54 PRIEST RIVER	NC	
1427	E125 W69	128		11.30		8.13	s	4.43	93.44	6.56 NEWPORT	NR	
1432		25		11.45		8.18	f	4.49	96.95	3.51 PENRITH		
1436	70	18		12.05Pm		8.25	f	4.57	101.27	4.32 SCOTIA		
1442	120	25		12.25		8.36	f	5.09	107.91	6.64 CAMDEN		
1445	70	28		12.57		8.40	f	5.15	110.90	2.99 ELK	KE	
1449	123	32		1.25		8.46	f	5.23	115.22	4.32 MILAN		
1456	70	11		1.50		8.54	f	5.34	121.72	6.50 CHATTAROY		
1460	67	55		2.10		9.00	f	5.42	125.62	3.90 DEAN	SF	
1464		30		2.35		9.07	f	5.51	130.21	4.59 MEAD		
1469	Yard	2558	A	3.00Pm	A	9.15Pm	A s	6.05Pm	134.67	4.46 HILLYARD	HU	
				10.00 13.6		3.25 39.4		4.05 32.97		Time Over Subdivision Average Speed Per Hour		

Westward trains are superior to eastward trains of the same class.

Conditional stops—

No. 1 at Bonner's Ferry, Sand Point, Priest River and Newport to discharge revenue passengers from Fargo and East.

No. 1 at Bonner's Ferry to pick up revenue passengers destined Everett, Seattle and Portland.

No. 27 on Flag at Caribou Spur, formerly designated as Samuels Spur.

MOUNTAIN TIME GOVERNS FIRST, SECOND, THIRD AND FIFTH SUBDIVISIONS.

PACIFIC TIME GOVERNS FOURTH AND SIXTH SUBDIVISIONS.



FOURTH SUBDIVISION

EASTWARD 9

Time Table No. 48

Effective June 20, 1942

Pacific Time

STATIONS	Distance from Hillyard	FIRST CLASS				SECOND CLASS				THIRD CLASS		SIGNS
		2	28			<del>428</del>	446	460	472	690		
		Daily	Daily			Daily	Daily	Daily	Daily	Mon., Wed. Fri.		
TROY 6.68	134.67	A 11.30Am	A 4.18Pm			A 6.30Am	A 10.45Am	A 9.15Pm	A 2.45Am	A 3.15Pm		RDNPW BOKX
YAKT 7.03	127.99		f 4.07			6.16	10.31	9.01	2.31	2.50		P
LEONIA 6.92	120.96		f 3.53			6.01	10.16	8.46	2.16	2.24		D P
KATKA 6.39	114.03		f 3.40			5.46	10.01	8.31	2.01	1.25		P
CROSSPORT	107.64		f 3.28			5.31	9.46	8.17	1.46	1.00		P
4.31 BONNER'S FERRY	103.33		s 3.20			5.23	9.37	8.09	1.38	12.40		DNPW YXJ
4.97 MORAVIA	98.36		f 3.07			5.14	9.28	8.00	1.29	12.15Pm		P
6.41 NAPLES	91.95		f 2.56			5.04	9.18	7.50	1.19	11.46		D PW
7.39 ELMIRA	84.56		f 2.44			4.50	9.04	7.36	1.05	11.12		P
6.82 COLBURN	77.74		f 2.33			4.36	8.51	7.23	12.51	10.45		P
7.85 SAND POINT	69.89		s 2.20			4.21	8.36	6.49	12.36	9.53		DNPW YX
2.96 DOVER	66.93		f 2.12									
5.88 WRENCOE	61.05		f 2.04			4.05	8.20	6.33	12.20	9.10		P
5.00 LACLEDE	56.05		f 1.57			3.56	8.11	6.23	12.11	8.57		PW
4.72 THAMA	51.33		f 1.50			3.47	8.02	6.14	12.02Am	8.45		P
3.54 PRIEST RIVER	47.79		s 1.44			3.41	7.56	6.08	11.56	8.35		D P
6.56 NEWPORT	41.23		s 1.33			3.28	7.43	5.55	11.43	8.14		DNPWO
3.51 PENRITH	37.72		f 1.22			3.13	7.28	5.39	11.28	7.45		P
4.32 SCOTIA	33.40		f 1.16			3.04	7.19	5.30	11.19	7.19		P
6.64 CAMDEN	26.76		f 1.03			2.48	7.03	5.09	11.03	6.56		PW
2.99 ELK	23.77		f 12.57			2.40	6.55	4.55	10.55	6.44		DP
4.32 MILAN	19.45		f 12.49			2.25	6.40	4.40	10.40	6.25		P
6.50 CHATTAROY	12.95		f 12.39			2.11	6.26	4.26	10.26	6.00		P
3.90 DEAN	9.05		f 12.32			2.03	6.18	4.18	10.18	5.40		DNPXJ
4.59 MEAD	4.46		f 12.23			1.54	6.09	4.09	10.09	5.20		P
4.46 HILLYARD		L 8.13Am	Ls 12.15Pm			L 1.45Am	L 6.00Am	L 4.00Pm	L 10.00Pm	L 5.00Am		KRDNPW BCOXIY
Time Over Subdivision		3.17	4.03			4.45	4.45	5.15	4.45	10.15		
Average Speed Per Hour		41.1	33.25			28.37	28.37	28.65	28.37	18.1		

Westward trains are superior to eastward trains of the same class.

Conditional stops—

No. 2 at Newport daily except Sunday.

No. 2 at Sandpoint to discharge revenue passengers originating west of Spokane.

No. 2 at Bonner's Ferry to discharge passengers from Portland, Seattle, and Everett.

No. 2 at any station west of Troy to pick up revenue passengers for points south of Shelby and east of Havre where No. 2 is scheduled to stop.

No. 28 on Flag at Caribou Spur, formerly designated as Samuels Spur.

MOUNTAIN TIME GOVERNS FIRST, SECOND, THIRD AND FIFTH SUBDIVISIONS.

PACIFIC TIME GOVERNS FOURTH AND SIXTH SUBDIVISIONS.

## 10 WESTWARD

## FIFTH SUBDIVISION

## EASTWARD

Station Numbers	Car Capacity		FIRST CLASS					Distance from Columbia Falls	Time Table No. 48 Effective June 20, 1942 Mountain Time STATIONS				Telegraph Calls	Distance from Kalispell	SIGNS	FIRST CLASS				SECOND CLASS
	Yard	Other Tracks	369	249	247	245	243		244	246	248	250				370				
			Daily Ex. Sun.	Daily	Daily	Daily	Daily		Daily	Daily	Daily	Daily				Daily	Daily Ex. Sun.			
1207	111	376	L 6.50Am	L 10.00Pm	L 4.15Pm	L 2.50Pm	L 11.10Am	.....	COLUMBIA FALLS 1.84	CF	14.34	BJ RDNPYX	A 10.45Am	A 2.35Pm	A 4.05Pm	A 9.30Pm	A 6.10Pm			
		2		f 10.05	f 4.20	f 2.54	f 11.15	1.84	SOLDIERS HOME		12.50		f 10.34	f 2.27	f 3.55	f 9.19				
WB5	41		7.10	f 10.12	f 4.27	f 3.00	f 11.22	5.28	LA SALLE 3.44		9.06	P	f 10.28	f 2.21	f 3.49	f 9.13	5.40			
			7.25	f 10.20	f 4.35	f 3.08	f 11.31	9.91	ROSE CROSSING 4.63		4.43		f 10.19	f 2.13	f 3.42	f 9.04				
WB 14	Yard	331	A 8.10Am	A 10.30Pm	A 4.45Pm	A 3.20Pm	A 11.40Am	14.34	KALISPELL 4.43	K		BRKDNP WOYX	L 10.10Am	L 2.05Pm	L 3.35Pm	L 8.55Pm	L 5.01Pm			
			1.20	.30	.30	.30	.30		Time Over Subdivision				.35	.30	.30	.35	1.9			
			10.75	28.7	28.7	28.7	28.7		Average Speed per Hour				24.6	28.7	28.7	24.6	12.4			

Westward trains are superior to eastward trains of the same class except:  
Nos. 244, 246, 248 and 250 are superior to Nos. 243, 245, 247 and 249 Kalispell  
to Columbia Falls.

MOUNTAIN TIME GOVERNS FIRST, SECOND, THIRD AND FIFTH SUBDIVISIONS.

## WESTWARD

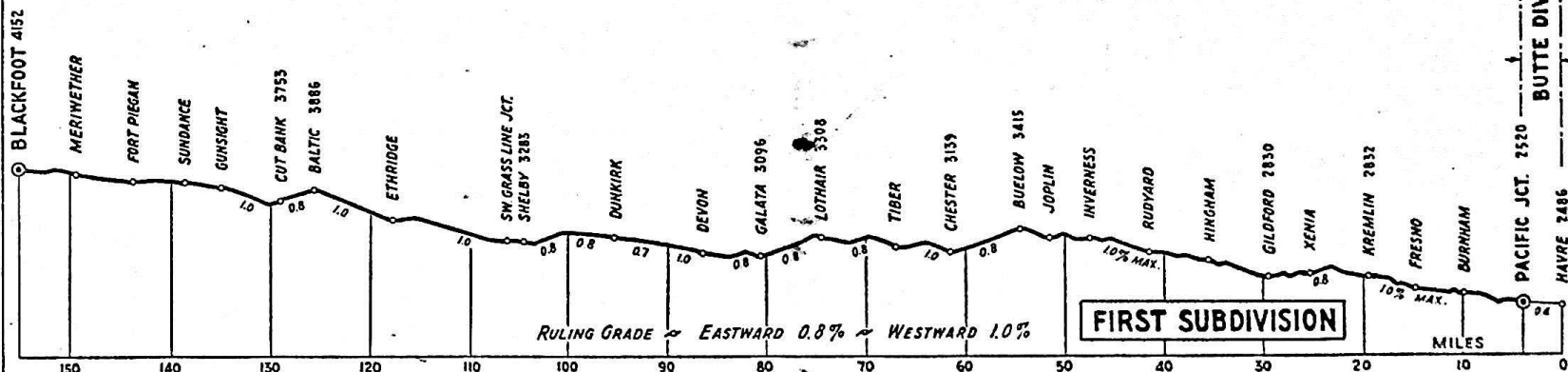
## SIXTH SUBDIVISION

## EASTWARD

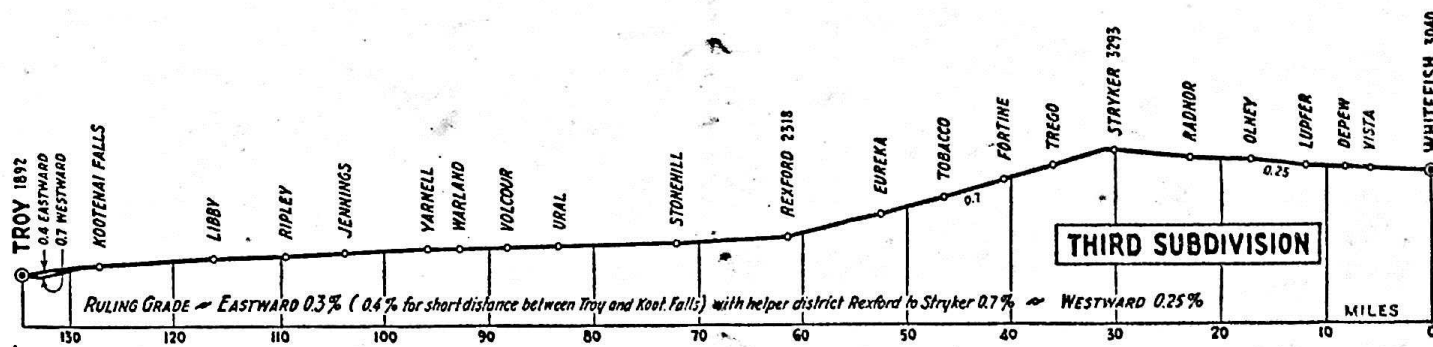
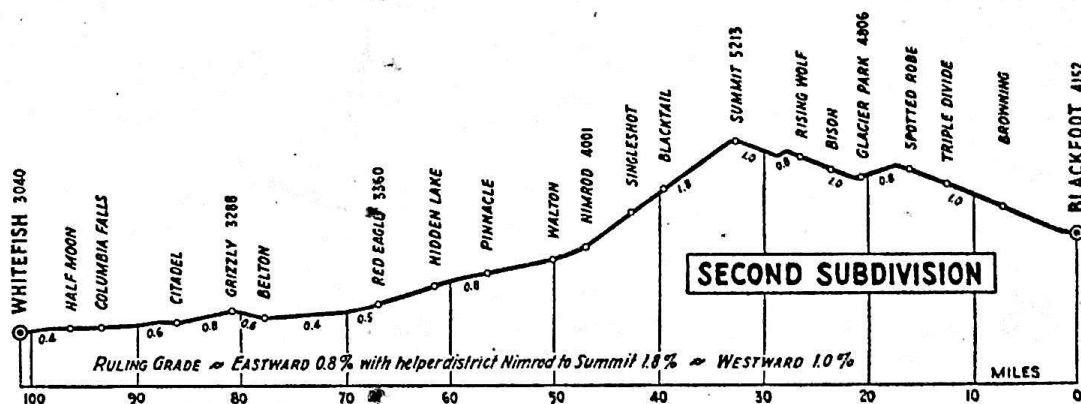
Station Numbers	Car Capacity		SECOND CLASS				Distance from Bonner's Ferry	Time Table No. 48 Effective June 20, 1942 Pacific Time STATIONS				Telegraph Calls	Distance from Port Hill	SIGNS	SECOND CLASS	
	Yard	Other Tracks	379					380	Monday and Friday							
			Monday and Friday													
KV26	Yard	37				L 6.30Am	26.11	PORT HILL		0.0	DP	A 1.30Pm				
KV17	0	18				s 7.05	16.93	COPELAND		9.18		s 12.40				
KV8	0	15				s 7.50	7.57	RITZ		18.54		s 12.10Pm				
							0.56	SPOKANE INT. RY. CROSSING		25.55						
1864						A 8.20Am	0.0	BONNERS FERRY	BY	26.11	RDNPW BYXJ	L 11.40Am				
						1.50		Time Over Subdivision				1.50				
						14.2		Average Speed Per Hour.				14.2				

Westward trains are superior to eastward trains of the same class.

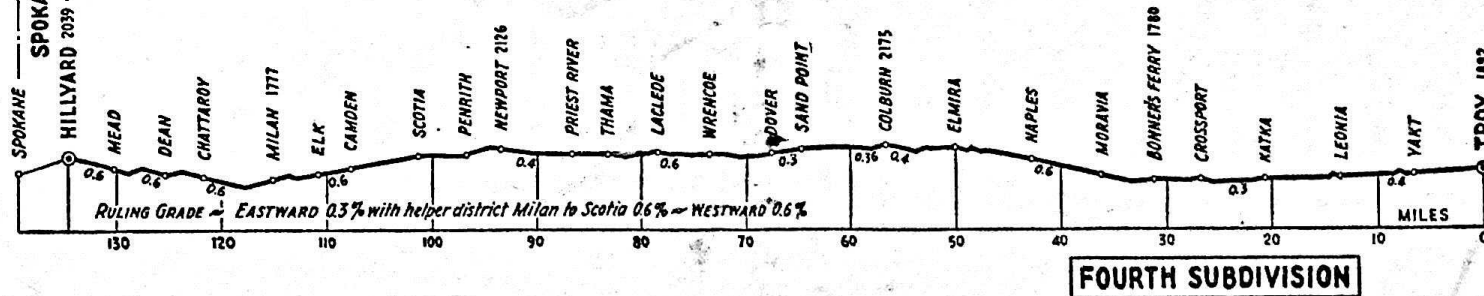
PACIFIC TIME GOVERNS FOURTH AND SIXTH SUBDIVISIONS.



Elevation .....175



SPokane



KALISPELL DIVISION